


ALL ABOUT COINS

COIN COUNT HERE WE GO!

THINK ABOUT . . .

Knowing the value of a coin is a concept that is used everyday. Help your child learn this concept by practicing with this worksheet! Your child will learn the name, value, spelling, and what the coin looks like with this practice page. Incorporate the strategy of auditory sandwich when you are talking about each aspect of the coin.



ACTIVITY

- 1- Print out the All About Coins PDF.
- 2- Talk to your child about the coins and their value.
- 3- Use auditory sandwich by saying the coin's name, showing the coin, and saying the name again.
- 4- Have your child fill out each of the sections on the page and use auditory sandwich for each of the sections.
- 5- To expand the activity, play a listening game by using a barrier to hide your side of the table from your child's. You can do this by setting up a tall book or a file folder. Then, using auditory-only (no lip-reading), take turns telling each other which coins to place in front of you (e.g., 3 dimes, 1 nickel, and 2 quarters). Then remove the barrier to see if each side is the same.
- 6- You can make the listening game even harder by taking turns indicating the value the coins should add up to (e.g., show me 13 cents).

MATERIALS NEEDED:

- All About Coins PDF
- Pencil

PREPARATION:

- 1- Print out the All About Coins PDF

VOCABULARY:

- Coin
- Change
- Count
- Money
- Cent
- Penny
- Nickel
- Dime
- Quarter

HELPFUL TIPS:

- The auditory sandwich strategy is saying, showing, and saying again. You can use this strategy throughout the worksheet on the vocabulary words you want your child to learn.
- Have a physical example of each of the coins out when you are working on the page. You can even use the real coins as a manipulative for the counting section! If possible, allow the child to keep the coins earned to use for a reward for great listening and learning efforts.

Special thanks to graduate students in the Listening and Spoken Language Deaf Education graduate training program at Utah State University. These pages can be reproduced for educational purposes.



The Penny

Value: 1 cent or 1 ¢



Spell it:

Count it:



_____ ¢



_____ ¢



_____ ¢



Tally it:



The Dime

Value: 10 cents or 10 ¢




Spell it:

Count it:



Tally it:



The Quarter

Value: 25 cents or 25 ¢




Spell it:

_____ _____ _____ _____
_____ _____ _____ _____

Count it:



Tally it:



The Nickel

Value: 5 cents or 5 ¢



Spell it:

Count it:



¢



¢



¢



Tally it:

