


Build a Pattern



Turn snack time into math time with this fun and easy activity.

THINK ABOUT...

Recognizing patterns is a basic building block for math and language. You can start securing this foundation early in a fun and age appropriate way! This activity will help your child not only look for and recognize patterns, but have an opportunity to build them.



ACTIVITY

- 1- First explain that you are going to make a pattern. A pattern is when something repeats itself over and over again. Use auditory closure to demonstrate this. Using one of the simple two color pattern strips you printed out, point out that the squares go "Blue, red, blue, red, blue_____." Look expectantly at your child and see if they recognize the next square is red. You can point to the red square on the pattern strip to reinforce it or use it as a hint if our child is struggling to recognize the pattern.
- 2- Once you repeat the color pattern a few times, ask your child to match the color of fruit loop to the color strip pattern. Have your child verbally say the pattern as they stack the fruit loop on the color strip "Blue, red, blue, red."
- 3- You are building and recognizing patterns! As your child gets better and better, start introducing the more difficult color strip patterns. Your child can also build their own pattern and have you copy it!
- 4- Have fun building and snacking together.

MATERIALS NEEDED:

- Fruit loops or another multi colored circle snack such as skittles or fruit snacks.

*You could also use Lego blocks if you want to avoid sugar

PREPARATION

- 1- Print out the Color Strips Pattern PDF or build your own pattern from the chosen snacks or blocks for your child to copy
- 2- Set out the patterns and snacks or blocks to build them
- 3- Wash hands and enjoy the activity!







VOCABULARY:


- Build
- Copy
- Pattern
- Repeat
- Basic Colors

HELPFUL TIPS

- Remember, if you prefer not to use food, you can use Lego blocks. The color pattern strips can still be used as a pattern mat. Your child can stack them directly on the paper or build it up into a tower using the stack on top method following the same color pattern.
- A blank PDF of color patterns is available for you or your child to color in your own patterns.

Special thanks to graduate students in the Listening and Spoken Language Deaf Education graduate training program at Utah State University. These pages can be reproduced for educational purposes.





CREATE YOUR OWN PATTERN

