

## TEACHING LANGUAGE THROUGH MUSIC

## THINK ABOUT . . .

Children learn the grammatical rules of language by hearing them used repeatedly in conversation. However, this type of incidental learning can be difficult for children with hearing loss. Music can be a useful tool in teaching these language rules as it gives children multiple opportunities to hear and produce the language form.



## MATERIALS NEEDED:

- Farmer cut-outs
- Animal cut-outs
- Scissors
- Popsicle Sticks
- Tape

## PREPARATION:

- 1- Review the tune of *The Farmer in the Dell* at this link: <https://www.youtube.com/watch?v=E-krsNziXEw>
- 2- Review the tune of “Mary Had a Little Lamb” at this link: <https://www.youtube.com/watch?v=YE7PiTwhTQk>
- 3- Cut out the farmer and the animal cut-outs.
- 4- Tape popsicle sticks to the back of the cut-outs to make puppets.

## VOCABULARY:

## TARGET: THIRD PERSON PRESENT TENSE -S

## Nouns:

- Farmer
- Dell
- Cow
- Pig
- Eggs
- Seeds
- Corn
- Fish
- Bird
- Mouse
- Dog
- Cat
- Chicken
- Snake
- Duck
- Lion

## Verbs:

- Milk
- Feed
- Gather
- Plant
- Pick
- Swim
- Hide
- Run
- Bark
- Eat
- Purr
- Cluck
- Slither
- Waddle
- Walk
- Roar

## ACTIVITY

- 1- Sing *The Farmer in the Dell* to your child.
- 2- Give your child the farmer puppets and talk about the verbs that go with each puppet. Use **acoustic highlighting** to bring attention to the final -s at the end of the verbs.
- 3- Sing *The Farmer in the Dell* again with your child. During each verse, on the line after “hi-ho, the derry-oh,” stop before the verb and allow your child to sing the action (**auditory closure**). If they sing the verb but forget the third person present tense -s, model the correct production and continue to the next verse.
- 4- When your child has had enough of *The Farmer in the Dell*, set out the animal cut-out puppets and allow your child to play with them. Talk about the animal names and the noises the animals make.
- 5- Sing *I Have a Pet* to your child, allowing them to choose which animal they want to sing about next. Before each verse, talk about what each animal does and use **acoustic highlighting** to bring attention to the third person present tense -s.
- 6- Sing the song again, using **auditory closure** during the second to last line--the final opportunity to produce the verb in the verse.
- 7- Remember: don't feel frustrated if your child isn't able to sing the third person present tense -s right away. This activity is about exposure and having fun!

## HELPFUL TIPS:

- When singing *I Have a Pet*, allow your child to choose which animal they want to sing about next. If they say something that isn't a part of the song, like T-Rex, go with it! “I have a T-Rex who chomps like this...” Doing this helps your child feel involved in the activity, and they will absolutely love the silliness!
- Change the words of songs based on what's going on in your child's life. Going camping? Sing, “The camper gathers wood, the camper gathers wood, hi-ho, the derry-o, the camper gathers wood.” Cooking in the kitchen? Sing, “I have a knife that chops like this, chops like this, chops like this....” The possibilities are limitless.

Special thanks to graduate students in the Listening and Spoken Language Deaf Education graduate training program at Utah State University. These pages can be reproduced for educational purposes.



## The Farmer in the Dell

The farmer in the dell  
The farmer in the dell  
Hi-ho, the derry-o  
The farmer in the dell

The farmer milks the cow  
The farmer milks the cow  
Hi-ho, the derry-o  
The farmer milks the cow

The farmer feeds the pig  
The farmer feeds the pig  
Hi-ho, the derry-o  
The farmer feeds the pig

The farmer gathers eggs  
The farmer gathers eggs  
Hi-ho, the derry-o  
The farmer gathers eggs

The farmer plants the seeds  
The farmer plants the seeds  
Hi-ho, the derry-o  
The farmer plants the seeds

The farmer picks the corn  
The farmer picks the corn  
Hi-ho, the derry-o  
The farmer picks the corn

(C)

## I Have a Pet

(Sung to the tune of "Mary had a Little Lamb")

I have a fish who swims like this  
Swims like this  
Swims like this  
I have a fish who swims like this  
Splash, splash, splash, splash, splash

I have a bird who flies like this  
Flies like this  
Flies like this  
I have a bird who flies like this  
Flap, flap, flap, flap, flap

I have a mouse who squeaks like this  
Squeaks like this  
Squeaks like this  
I have a mouse who squeaks like this  
Squeak, squeak, squeak, squeak, squeak

I have a horse who runs like this  
Runs like this  
Runs like this  
I have a horse who runs like this  
Run, run, run, run, run

I have a dog who barks like this  
Barks like this  
Barks like this  
I have a dog who barks like this  
Bark, bark, bark, bark, bark

I have a pig who eats like this  
Eats like this  
Eats like this  
I have a pig who eats like this  
Yum, yum, yum, yum, yum

I have a cat who purrs like this  
Purrs like this  
Purrs like this  
I have a cat who purrs like this  
Purr, purr, purr, purr, purr

I have a chicken who clucks like this  
Clucks like this  
Clucks like this  
I have a chicken who clucks like this  
Cluck, cluck, cluck, cluck, cluck

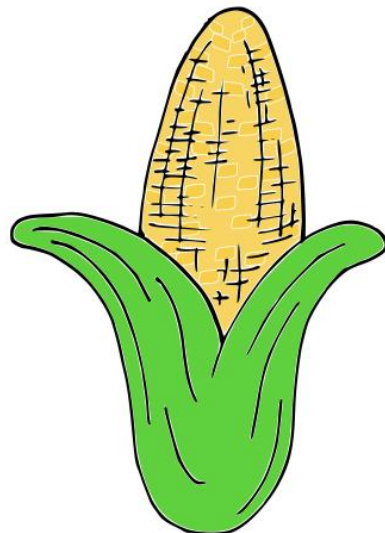
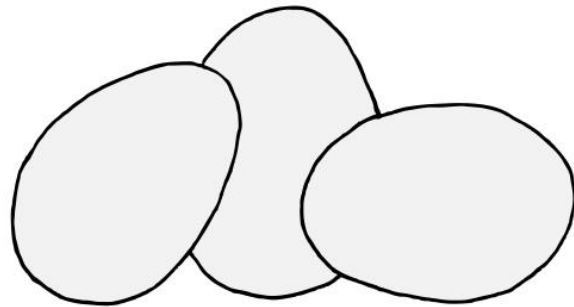


I have a snake who slithers like this  
Slithers like this  
Slithers like this  
I have a snake who slithers like this  
Hiss, hiss, hiss, hiss, hiss

I have a duck who waddles like this  
Waddles like this  
Waddles like this  
I have a duck who waddles like this  
Waddle, waddle, waddle, waddle, waddle

I have a cow who walks like this  
Walks like this  
Walks like this  
I have a cow who walks like this  
Thump, thump, thump, thump, thump

I have a lion who roars like this  
Roars like this  
Roars like this  
I have a lion who roars like this  
Roar, roar, roar, roar, roar

## Farmer cut-outs



## Animal cut-outs

